

Riemann

SPECIFICATION SHEET



Life is not a straight line

TECHNICAL DATA

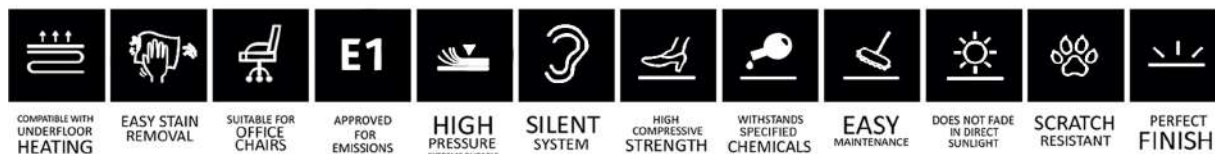


Riemann board is 15 mm thick and has bevels on all four sides. The boards are connected using the dovetail connectors joint method.

Each module contains 8 boards covering an area of 3.4 m²

Bag		Board	
Length:	2020mm	Length:	2000mm
Width:	290mm	Width:	157-270mm
Height:	150mm	Thickness:	15mm
Weight:	8.2kg/m ²	Weight:	8kg/m ²

General Material Performance Data

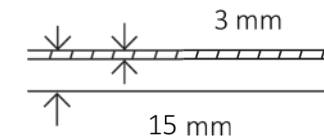


MATERIALS AND TECHNICAL CHARACTERISTICS

ENGINEERED RIEMANN



Core layer : Birch plywood
 Overall thickness : 15 mm
 Board length : 2000 mm
 Board width : 157-270 mm
 Overall weight up to : 8 kg/m²



BEVELS







Riemann is manufactured with 0.5 mm bevels on both the long and short edges for natural looks.

SPECIAL ORDERS

For your better assistance we have developed a tool to calculate the exact amount of Riemann modules you will need for your project. Please contact our sales team for inquiries and further information.

RIEMANN IS AVAILABLE IN

-  Oak Natural
-  Beech Natural
-  Birch Natural
-  Walnut Natural

QUALITY GRADING

-  Colored
A fantastic fine and protective finishing
-  Natural
Sapwood, dark knots and filled cracks up to 2 mm in width can be present

THE PRODUCT

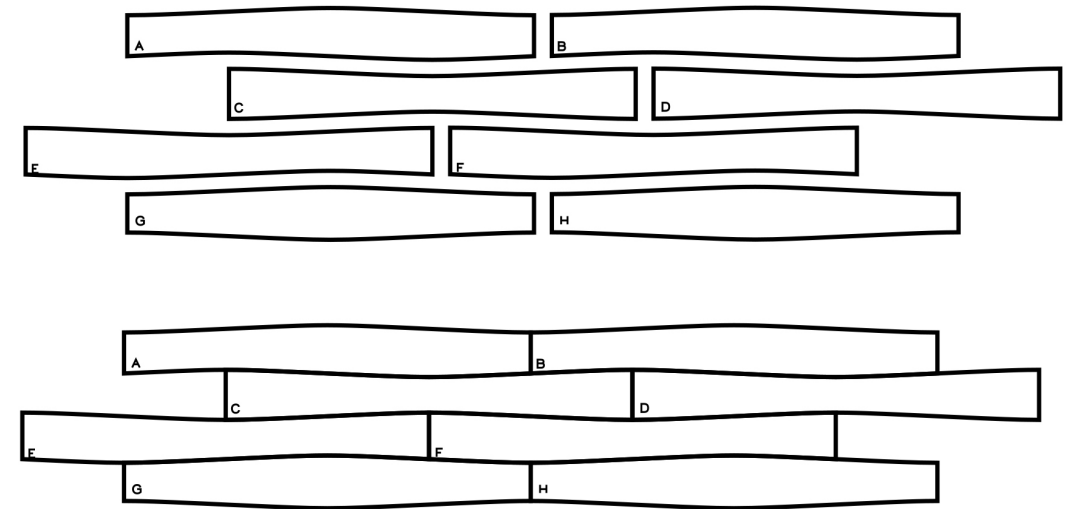


Riemann modular technology retains the tree's original shape and grain lines, allowing material to be utilized in an eco-friendly manner and making pattern repetition unnoticeable. It's not only about the curves. Picking the right wood, the right grade and even how it looks with finish creates endless variety. Morfloor comes in numerous wood species and various quality grades. Combining this with a myriad of finishing techniques and your ideas will make your floor even more unique. Modules are packaged in individual cartons for easier installation.

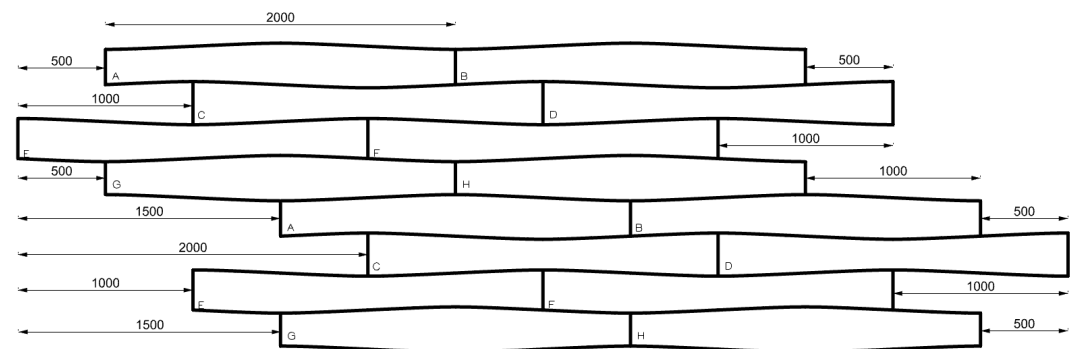
TILING GEOMETRY

The Riemann module consists of 8 boards of equal length and different width. The general form of the Riemann module is as follows:

The layout of the Riemann modules relative to each other is as follows:



The layout of the Riemann modules relative to each other is as follows:



CARE AND MAINTENANCE

Morfloor wooden flooring last for generations. The protective microporous finish allows the wood to breathe, thus keeping it „healthy“. The finish repels moisture and dirt. And should any dirt or damage occur, it is easy to clean and repair. Floor care for oiled floors is easy if you follow some basic rules.



For more information, ask for *Installation, maintenance and cleaning guide.*

DUSTING

An oiled wooden floor repels dirt. Unlike many other types of flooring, it does not develop an electrostatic charge and does not offer breeding grounds for microbes and allergens. Dust, lint or animal hair can be removed with a vacuum cleaner or broom.



VACUMING

As painful as this one also sounds, weekly vacuuming is not only key to keeping your home clean, but also making sure any crumbs and dirt you missed while sweeping don't scratch your floor.



MOPPING

How often your wood flooring has to be mopped depends on the demands placed on it. For private households, once a week is normally enough, for restaurants and other high traffic areas, you should mop floors daily.



SCRATCHING

- Place felt pads or soft furniture protectors under all furniture. Narrow glides and casters can damage wooden floors, so switch to wide types if possible. PICK UP all furniture to move over flooring.



- Do not wear high heels, cleats, cowboy boots or work boots on wood floors as the concentrated heel pressure can leave indents. We suggest removing shoes when entering your house to minimize tracking in dirt on soles.

- Keep pet nails trimmed and minimize animal play on wood floors to prevent scratching and dulling of wood finish.

- Elevate potted plants from flooring as moisture can seep from ceramic pots and leave marks on wood floors.



PROCESS AND PROCEDURE

Morfloor wooden flooring last for generations. The protective microporous finish allows the wood to breathe, thus keeping it „healthy“. The finish repels moisture and dirt. And should any dirt or damage occur, it is easy to clean and repair. Floor care for oiled floors is easy if you follow some basic rules.

TOPOGRAPHY

Our mapping systems allow us to know the exact shapes of every project plan which leads to a very accurate measurement. A team of best surveyors will ensure that you have the perfect design appropriate for your project.



MATCHING SHAPES TO CLIENT'S FLOORPLAN

Our floors are individually handmade and bespoke for the location. Based on the customer's floorplan, a computer aided design process picks only the right boards for the job. Just like a fingerprint or a retina is unique to each person, so is Morfloor for each project.



COLOR AND FINISH

Our finishing process and materials allow us to develop a wide range of colors and effects – from the subtlest of tints to the most colorful of flairs.



PREASSEMBLY

Each Morfloor is tailor-made per the customer's request and test assembled at least twice before shipping, to ensure the highest quality and a perfect fit



SIMPLIFIED INSTALLATION

It's just like a kids' puzzle with a cheat sheet. The boards are numbered and mapped to allow for installation no more difficult than the standard straight floor



Riemann

Riemann

OAK COLORS



Natural Oak - Series R4044



Natural Oak - Series R4119



Natural Oak - Series R41192



Natural Oak - Series R4143



Natural Oak - Series R41432



Natural Oak - Series R4166



Natural Oak - Series R4132



Natural Oak - Series R4188



Natural Oak - Series R41882



Natural Oak - Series R4168



Natural Oak - Series R4516



Natural Oak - Series R45162



Natural Oak - Series R4071



Natural Oak - Series R4138



Natural Oak - Series R41382



Natural Oak - Series R4590



Natural Oak - Series R45902

BEECH COLORS

Riemann

Riemann



Natural Beech - Series R5044



Natural Beech - Series R5119



Natural Beech - Series R51192



Natural Beech - Series R5132



Natural Beech - Series R5188



Natural Beech - Series R51882



Natural Beech - Series R5071



Natural Beech - Series R5138



Natural Beech - Series R51382



Natural Beech - Series R5143



Natural Beech - Series R51432



Natural Beech - Series R5166



Natural Beech - Series R5168



Natural Beech - Series R5516



Natural Beech - Series R55162



Natural Beech - Series R5590



Natural Beech - Series R55902

BIRCH COLORS

WALNUT COLORS



Natural Birch - Series R701

Natural Birch - Series R702

Natural Birch - Series R703

Natural Walnut - Series R6071

Natural Walnut - Series R6166



Natural Birch - Series R704

Natural Birch - Series R705

Natural Birch - Series R706



Natural Birch - Series R707

Natural Birch - Series R708

Wood is a product of nature. Each tree has its own structure and individual color combination. The colors are indicative and variations in screen settings and printing may occur. Always check real life samples to be sure of the chosen color. Ask for current listing of the colors. The list is never complete; nature's diversity in colors and hues will not allow it. Ask us about individual color development to find the exact tone that suits you.

COPYRIGHT

All *Morfloor* designs, names, photos and intellectual property used in this catalog are the copyright of *Morfloor*.

Any infringement or abuse of our copyright will be pursued by law. *Morfloor* always reserves the right to make changes or additions to the descriptions or features given in this catalog in the light of technical developments or availability of materials. All *Morfloor* designs are registered trademarks and copyrighted by *Morfloor*. Our trademark is protected by law and all infringements against our trademark and our copyright will be pursued by law.

For further assistance

Call: +98(021)77801530

Email: info@morfloor.ir

Web: www.morfloor.ir

Morfloor Wooden Flooring
Unit 1, No.46, 216 West St, Tehranpars Ave, Tehran, Iran